



WELL LIGHTS SL-20-SM 12 VOLT SERIES



TYPE

SPECIFICATIONS

CONSTRUCTION:

BODY: Fiberglass reinforced bronze composite with molded brass inserts for screws

LENS HOLDER & GRATE: Fiberglass reinforced bronze composite, cast aluminum or cast brass

LENS: High impact clear tempered convex glass

LAMP SUPPLIED: 20w MR16 FL(BAB) 5000 hours average rating (50w max)

LAMP OPTIONS: We recommend 20w MR16 ULTRA10,000 hours average rating;

20w MR16 TITAN 18,000 hours average rating; 4w ARROW LED 50,000 hours average rating

SOCKET: High temperature ceramic GU5.3 bi-pin with 250°C silicone lead wires

REFLECTOR: Highly polished specular aluminum

WIRING: Black 4 foot 18/2 zip cord from base of fixture

For 25 foot 16/2 fixture lead wire add -25F to catalog number.

CONNECTION: FA-05 Quick Connector (not supplied) from fixture to main cable (12/2, 10/2 or 8/2 only)


FINISH: Composite - Bronze

Aluminum Lens Holder/Grate - Black texture polyester powder coat. Optional finishes available

Brass Lens Holder/Grate - Unfinished brass. Optional finishes available

ORDERING INFORMATION

CATALOG NO.	DESCRIPTION	LAMP SUPPLIED	SHIP WEIGHT
SL-20-SMLMR16	Well Light, Composite Lens Holder	20w MR16 FL(BAB)	2.0 lbs.
SL-20-SMLMR16-BLT	Well Light, Aluminum Lens Holder	20w MR16 FL(BAB)	2.0 lbs.
SL-20-SMLMR16-BRS	Well Light, Brass Lens Holder	20w MR16 FL(BAB)	2.0 lbs.
SL-20-SMGMR16	Well Light, Composite Grate	20w MR16 FL(BAB)	2.0 lbs.
SL-20-SMGMR16-BLT	Well Light, Aluminum Grate	20w MR16 FL(BAB)	2.0 lbs.
SL-20-SMGMR16-BRS	Well Light, Brass Grate	20w MR16 FL(BAB)	3.0 lbs.
SL-20-SMLMR16LED	Well Light, Composite Lens Holder	4w ARROW LED (BAB)	2.0 lbs.
SL-20-SMLMR16LED-BLT	Well Light, Aluminum Lens Holder	4w ARROW LED (BAB)	2.0 lbs.
SL-20-SMLMR16LED-BRS	Well Light, Brass Lens Holder	4w ARROW LED (BAB)	2.0 lbs.
SL-20-SMGMR16LED	Well Light, Composite Grate	4w ARROW LED (BAB)	2.0 lbs.
SL-20-SMGMR16LED-BLT	Well Light, Aluminum Grate	4w ARROW LED (BAB)	2.0 lbs.
SL-20-SMGMR16LED-BRS	Well Light, Brass Grate	4w ARROW LED (BAB)	3.0 lbs.



SL-20-SMLMR16

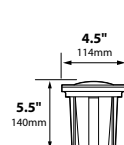
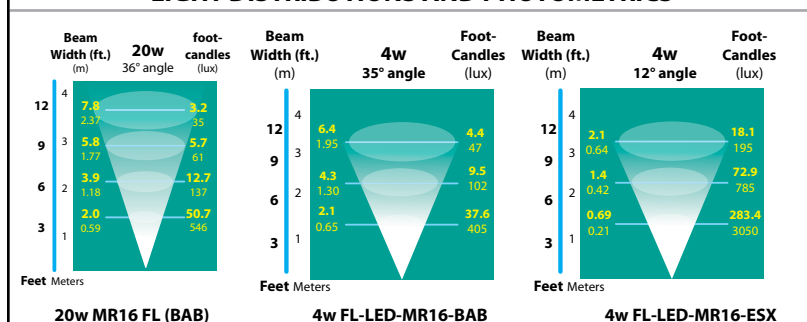


SL-20-SMGMR16

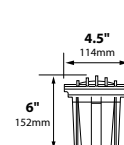


SL-20-SMLMR16
with FA-135SM-BRT

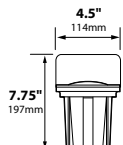
LIGHT DISTRIBUTIONS AND PHOTOMETRICS



SL-20-SML



SL-20-SMG



SL-20-SML
with FA-135SM



BOTTOM
2 Female 1/2" NPS threaded
ports available upon request



ACCESSORIES

CATALOG NO.	DESCRIPTION
FA-133SM-BLT / -BRS	Cast Aluminum or Brass Lens Holder
FA-134SM-BLT / -BRS	Cast Aluminum or Brass Grate
FA-135SM-BLT / -BRS	Stamped Aluminum or Brass Eyebrow
FA-08-06	Round 1/4" Mini Cell Louver
FA-10-SG-SL20SM	Flat Stepped Tempered Glass Lens
FA-10-SL20SMAMBER	Flat Amber Tempered Glass Lens
FA-10-SL20SMBLUE	Flat Blue Tempered Glass Lens
FA-10-SL20SMGREEN	Flat Green Tempered Glass Lens
FA-10-SL20SMRED	Flat Red Tempered Glass Lens
FA-98-SL20SM	Flat Linear Tempered Glass Lens (SKYTEX)
FA-1045B-20	Flat Softener Tempered Glass Lens
FA-FORM-SL20SM	Concrete form for SL-20-SM Series

JOB INFORMATION

Type: _____ Date: _____

Job Name: _____

Cat. No.: _____

Lamp(s): _____

Specifier: _____

Contractor: _____

Notes: _____

FOCUS INDUSTRIES INC.
25301 COMMERCE DRIVE
LAKE FOREST, CA 92630

www.focusindustries.com
sales@focusindustries.com
(949) 830-1350 • FAX (949) 830-3390

Black Texture (Standard)	Antique Verde	Bronze Texture	Camel	White Texture	Hunter Texture	Rust	Weathered Iron	Weathered Brown	Stucco	Rubbed Verde	Chrome Powder	Terra Cotta	Acid Rust	Acid Verde	Black Acid Treatment
-BLT	-ATV	-BRT	-CAM	-WTX	-HTX	-RST	-WIR	-WBR	-STU	-RBV	-CPR	-TRC	-BAR/CAR	-BAV/CAV	-BAT